

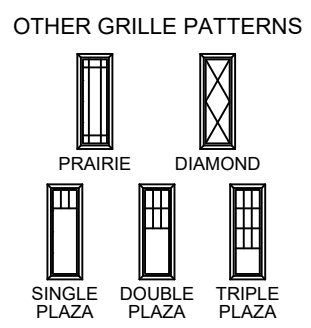
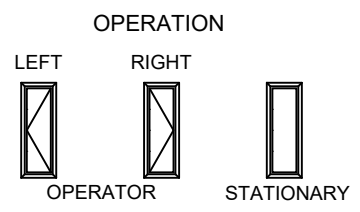
Next Dimension Series

IMPACT CASEMENT - 18" WIDE

ELEVATIONS : OPERATING / STATIONARY / PICTURE

SCALE: 1/8" = 1'-0"

| Mas. Opp. Rough Opp. Frame | 1-6 | 3-0 | 4-6 | 6-0 |
|----------------------------------|----------------|-----------------|----------------|-----------------|
| | 1-6 1-5 1/2 | 3-0 2-11 1/2 | 4-6 4-5 1/2 | 6-0 5-11 1/2 |
| 1-6 1-6 1-5 1/2 | 1818 | 1818-2 | 1818-3 | 1818-4 |
| 2-0 2-0 1-11 1/2 | 1824 | 1824-2 | 1824-3 | 1824-4 |
| 2-6 2-6 2-5 1/2 | 1830 | 1830-2 | 1830-3 | 1830-4 |
| 3-0 3-0 2-11 1/2 | 1836 | 1836-2 | 1836-3 | 1836-4 |
| 3-6 3-6 3-5 1/2 | 1842 | 1842-2 | 1842-3 | 1842-4 |
| 4-0 4-0 3-11 1/2 | 1848 | 1848-2 | 1848-3 | 1848-4 |
| 4-6 4-6 4-5 1/2 | 1854 | 1854-2 | 1854-3 | 1854-4 |
| 5-0 5-0 4-11 1/2 | 1860 | 1860-2 | 1860-3 | 1860-4 |
| 5-6 5-6 5-5 1/2 | 1866 | 1866-2 | 1866-3 | 1866-4 |
| 6-0 6-0 5-11 1/2 | 1872 | 1872-2 | 1872-3 | 1872-4 |

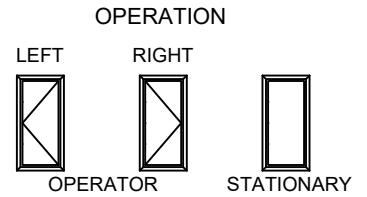


Next Dimension Series

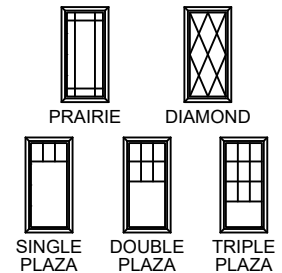
IMPACT CASEMENT - 24" WIDE

ELEVATIONS : OPERATING / STATIONARY / PICTURE
 SCALE: 1/8" = 1'-0"

| Mas. Oppg. Rough Oppg. Frame | 2-0 | 4-0 | 6-0 | 8-0 |
|------------------------------------|-----------------|-----------------|-----------------|-----------------|
| | 2-0 1-11 1/2 | 4-0 3-11 1/2 | 6-0 5-11 1/2 | 8-0 7-11 1/2 |
| 1-6 1-6 1-5 1/2 | 2418 | 2418-2 | 2418-3 | 2418-4 |
| 2-0 2-0 1-11 1/2 | 2424 | 2424-2 | 2424-3 | 2424-4 |
| 2-6 2-6 2-5 1/2 | 2430 | 2430-2 | 2430-3 | 2430-4 |
| 3-0 3-0 2-11 1/2 | 2436 | 2436-2 | 2436-3 | 2436-4 |
| 3-6 3-6 3-5 1/2 | 2442 | 2442-2 | 2442-3 | 2442-4 |
| 4-0 4-0 3-11 1/2 | 2448 | 2448-2 | 2448-3 | 2448-4 |
| 4-6 4-6 4-5 1/2 | 2454 | 2454-2 | 2454-3 | 2454-4 |
| 5-0 5-0 4-11 1/2 | 2460 | 2460-2 | 2460-3 | 2460-4 |
| 5-6 5-6 5-5 1/2 | 2466 | 2466-2 | 2466-3 | 2466-4 |
| 6-0 6-0 5-11 1/2 | 2472 | 2472-2 | 2472-3 | 2472-4 |



OTHER GRILLE PATTERNS

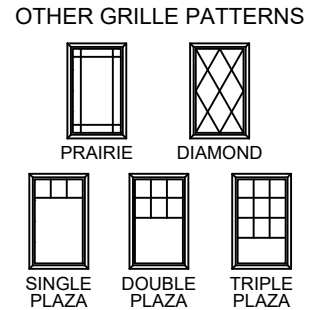
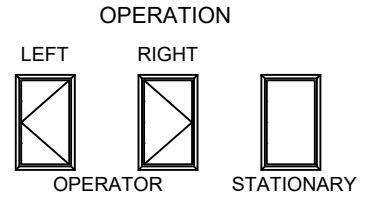


Next Dimension Series

IMPACT CASEMENT - 30" WIDE

ELEVATIONS : OPERATING / STATIONARY / PICTURE
 SCALE: 1/8" = 1'-0"

| Mas. Opp. Rough Opp. Frame | 2-6 | 5-0 | 7-6 | 10-0 |
|----------------------------------|----------------|-----------------|----------------|------------------|
| | 2-6 2-5 1/2 | 5-0 4-11 1/2 | 7-6 7-5 1/2 | 10-0 9-11 1/2 |
| 1-6 1-6 1-5 1/2 | 3018 | 3018-2 | 3018-3 | 3018-4 |
| 2-0 2-0 1-11 1/2 | 3024 | 3024-2 | 3024-3 | 3024-4 |
| 2-6 2-6 2-5 1/2 | 3030 | 3030-2 | 3030-3 | 3030-4 |
| 3-0 3-0 2-11 1/2 | 3036 | 3036-2 | 3036-3 | 3036-4 |
| 3-6 3-6 3-5 1/2 | 3042 | 3042-2 | 3042-3 | 3042-4 |
| 4-0 4-0 3-11 1/2 | 3048* | 3048*-2 | 3048*-3 | 3048*-4 |
| 4-6 4-6 4-5 1/2 | 3054* | 3054*-2 | 3054*-3 | 3054*-4 |
| 5-0 5-0 4-11 1/2 | 3060* | 3060*-2 | 3060*-3 | 3060*-4 |
| 5-6 5-6 5-5 1/2 | 3066* | 3066*-2 | 3066*-3 | 3066*-4 |
| 6-0 6-0 5-11 1/2 | 3072* | 3072*-2 | 3072*-3 | 3072*-4 |



NOTES:
 * REQUIRES EGRESS HARDWARE TO MEET EGRESS REQUIREMENTS.

Next Dimension Series

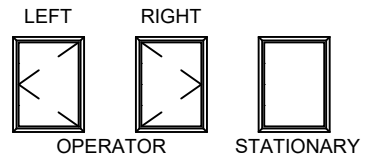
IMPACT CASEMENT - 36" WIDE

ELEVATIONS : OPERATING / STATIONARY / PICTURE

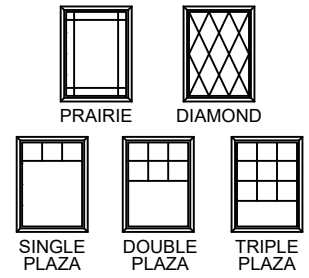
SCALE: 1/8" = 1'-0"

| Mas. Opp. Rough Opp. Frame | 3-0 | 6-0 | 9-0 | 12-0 |
|----------------------------------|----------|----------|----------|-----------|
| | 3-0 | 6-0 | 9-0 | 12-0 |
| | 2-11 1/2 | 5-11 1/2 | 8-11 1/2 | 11-11 1/2 |
| 1-6 1-6 1-5 1/2 | 3618 | 3618-2 | 3618-3 | 3618-4 |
| 2-0 2-0 1-11 1/2 | 3624 | 3624-2 | 3624-3 | 3624-4 |
| 2-6 2-6 2-5 1/2 | 3630 | 3630-2 | 3630-3 | 3630-4 |
| 3-0 3-0 2-11 1/2 | 3636* | 3636*-2 | 3636*-3 | 3636*-4 |
| 3-6 3-6 3-5 1/2 | 3642 | 3642-2 | 3642-3 | 3642-4 |
| 4-0 4-0 3-11 1/2 | 3648 | 3648-2 | 3648-3 | 3648-4 |
| 4-6 4-6 4-5 1/2 | 3654 | 3654-2 | 3654-3 | 3654-4 |
| 5-0 5-0 4-11 1/2 | 3660 | 3660-2 | 3660-3 | 3660-4 |
| 5-6 5-6 5-5 1/2 | 3666 | 3666-2 | 3666-3 | 3666-4 |
| 6-0 6-0 5-11 1/2 | 3672 | 3672-2 | 3672-3 | 3672-4 |

OPERATION



OTHER GRILLE PATTERNS



NOTES:

* REQUIRES EGRESS HARDWARE TO MEET EGRESS REQUIREMENTS.

Next Dimension Series

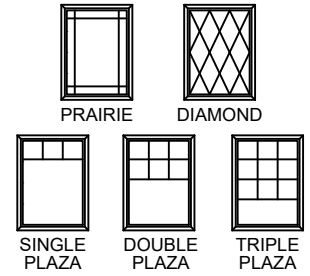
IMPACT CASEMENT - PICTURE

ELEVATIONS

SCALE: 1/8" = 1'-0"

| Mas. Opp. Rough Opp. Frame | 1-6 | 2-0 | 2-6 | 3-0 | 3-6 | 4-0 |
|----------------------------------|----------------|-----------------|----------------|-----------------|----------------|-----------------|
| | 1-6 1-5 1/2 | 2-0 1-11 1/2 | 2-6 2-5 1/2 | 3-0 2-11 1/2 | 3-6 3-5 1/2 | 4-0 3-11 1/2 |
| 1-6 1-6 1-5 1/2 | 1818 | 2418 | 3018 | 3618 | 4218 | 4818 |
| 2-0 2-0 1-11 1/2 | 1824 | 2424 | 3024 | 3624 | 4224 | 4824 |
| 2-6 2-6 2-5 1/2 | 1830 | 2430 | 3030 | 3630 | 4230 | 4830 |
| 3-0 3-0 2-11 1/2 | 1836 | 2436 | 3036 | 3636 | 4236 | 4836 |
| 3-6 3-6 3-5 1/2 | 1842 | 2442 | 3042 | 3642 | 4242 | 4842 |
| 4-0 4-0 3-11 1/2 | 1848 | 2448 | 3048 | 3648 | 4248 | 4848 |
| 4-6 4-6 4-5 1/2 | 1854 | 2454 | 3054 | 3654 | 4254 | 4854 |
| 5-0 5-0 4-11 1/2 | 1860 | 2460 | 3060 | 3660 | 4260 | 4860 |
| 5-6 5-6 5-5 1/2 | 1866 | 2466 | 3066 | 3666 | 4266 | 4866 |
| 6-0 6-0 5-11 1/2 | 1872 | 2472 | 3072 | 3672 | 4272 | 4872 |

OTHER GRILLE PATTERNS



Next Dimension Series

IMPACT CASEMENT - PICTURE

ELEVATIONS

SCALE: 1/8" = 1'-0"

| Mas. Opp. Rough Opp. Frame | 4-6 | 5-0 | 6-0 | 7-0 | 8-0 |
|----------------------------------|---------|----------|----------|----------|----------|
| | 4-6 | 5-0 | 6-0 | 7-0 | 8-0 |
| | 4-5 1/2 | 4-11 1/2 | 5-11 1/2 | 6-11 1/2 | 7-11 1/2 |
| 1-6 1-6 1-5 1/2 | 5418 | 6018 | 7218 | 8418 | 9618 |
| 2-0 2-0 1-11 1/2 | 5424 | 6024 | 7224 | 8424 | 9624 |
| 2-6 2-6 2-5 1/2 | 5430 | 6030 | 7230 | 8430 | 9630 |
| 3-0 3-0 2-11 1/2 | 5436 | 6036 | 7236 | 8436 | 9636 |
| 3-6 3-6 3-5 1/2 | 5442 | 6042 | 7242 | 8442 | 9642 |
| 4-0 4-0 3-11 1/2 | 5448 | 6048 | 7248 | 8448 | 9648 |
| 4-6 4-6 4-5 1/2 | 5454 | 6054 | 7254 | 8454 | 9654 |
| 5-0 5-0 4-11 1/2 | 5460 | 6060 | 7260 | 8460 | 9660 |
| 5-6 5-6 5-5 1/2 | 5466 | 6066 | 7266 | 8466 | 9666 |
| 6-0 6-0 5-11 1/2 | 5472 | 6072 | 7272 | 8472 | 9672 |

OTHER GRILLE PATTERNS

