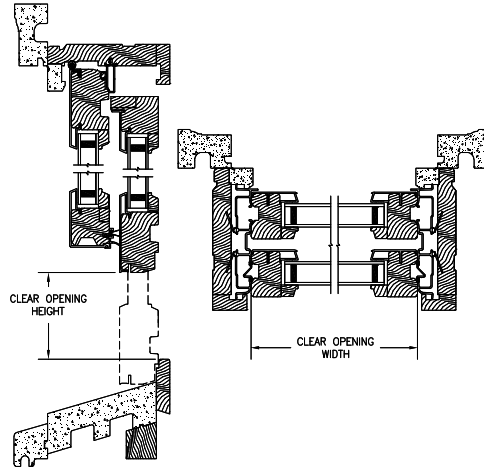


Legend HBR Series

DOUBLE HUNG

EGRESS, LITE & SCREEN MEASUREMENTS

Egress, Lite and Vent Measurements										
Double Hung										
Size	Egress Width	Egress Height**	Sq. Ft. Egress	Egress Code Compliance*			Sq. Ft. Daylite	Screen Size		
				U.S.		Canada		Width	Height	
				5.0 ft ²	5.7 ft ²					
1614	18.00	14.00	1.75	-	-	-	2.68	19 7/8	34 13/16	
1616	18.00	16.00	2.00	-	-	-	3.13	19 7/8	38 13/16	
1620	18.00	20.00	2.50	-	-	-	3.96	19 7/8	46 13/16	
1622	18.00	22.00	2.75	-	-	-	4.38	19 7/8	50 13/16	
1624	18.00	24.00	3.00	-	-	-	4.79	19 7/8	54 13/16	
1626	18.00	26.00	3.25	-	-	-	5.21	19 7/8	58 13/16	
1628	18.00	28.00	3.50	-	-	-	5.63	19 7/8	62 13/16	
1630	18.00	30.00	3.75	-	-	-	6.04	19 7/8	66 13/16	
1632	18.00	32.00	4.00	-	-	Y	6.46	19 7/8	70 13/16	
1634	18.00	34.00	4.25	-	-	Y	6.88	19 7/8	74 13/16	
1636	18.00	36.00	4.50	-	-	Y	7.29	19 7/8	78 13/16	
2014	22.00	14.00	2.14	-	-	-	3.40	23 7/8	34 13/16	
2016	22.00	16.00	2.44	-	-	-	3.96	23 7/8	38 13/16	
2020	22.00	20.00	3.06	-	-	-	5.01	23 7/8	46 13/16	
2022	22.00	22.00	3.36	-	-	-	5.54	23 7/8	50 13/16	
2024	22.00	24.00	3.67	-	-	-	6.07	23 7/8	54 13/16	
2026	22.00	26.00	3.97	-	-	Y	6.60	23 7/8	58 13/16	
2028	22.00	28.00	4.28	-	-	Y	7.13	23 7/8	62 13/16	
2030	22.00	30.00	4.58	-	-	Y	7.65	23 7/8	66 13/16	
2032	22.00	32.00	4.89	-	-	Y	8.18	23 7/8	70 13/16	
2034	22.00	34.00	5.19	Y	-	Y	8.71	23 7/8	74 13/16	
2036	22.00	36.00	5.50	Y	-	Y	9.24	23 7/8	78 13/16	
2414	26.00	14.00	2.53	-	-	-	4.12	27 7/8	34 13/16	
2416	26.00	16.00	2.89	-	-	-	4.79	27 7/8	38 13/16	
2420	26.00	20.00	3.61	-	-	-	6.07	27 7/8	46 13/16	
2422	26.00	22.00	3.97	-	-	Y	6.71	27 7/8	50 13/16	
2424	26.00	24.00	4.33	-	-	Y	7.35	27 7/8	54 13/16	
2426	26.00	26.00	4.69	-	-	Y	7.99	27 7/8	58 13/16	
2428	26.00	28.00	5.06	Y	-	Y	8.63	27 7/8	62 13/16	
2430	26.00	30.00	5.42	Y	-	Y	9.26	27 7/8	66 13/16	
2432	26.00	32.00	5.78	Y	Y	Y	9.90	27 7/8	70 13/16	
2434	26.00	34.00	6.14	Y	Y	Y	10.54	27 7/8	74 13/16	
2436	26.00	36.00	6.50	Y	Y	Y	11.18	27 7/8	78 13/16	



Egress Conversions	
Width	Glass + 2"
Height	Glass

* Egress Code Compliance Terminology

- Y Meets Code
- Does Not Meet Code

Code Requirements	Min Width	Min Height	Min Area
U.S.	20"	24"	5.7
U.S. Grade Floor	20"	24"	5.0
Canada	15"	15"	3.77

** For DP Upgrade units:

Subtract 1/2" from Egress Height

Egress Width does not change

To get sq.ft: Multiply (Width x Height) / 144

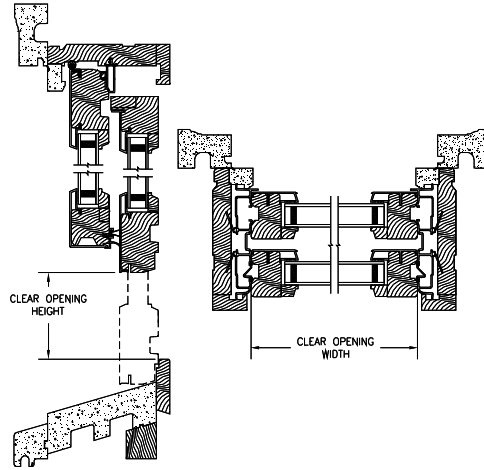
Legend HBR Series

DOUBLE HUNG

EGRESS, LITE & SCREEN MEASUREMENTS

Egress, Lite and Vent Measurements										
Double Hung										
Size	Egress Width	Egress Height**	Sq. Ft. Egress	Egress Code Compliance*			Sq. Ft. Daylite	Screen Size		
				U.S.		Canada		Width	Height	
				5.0 ft ²	5.7 ft ²					
2614	28.00	14.00	2.72	-	-	-	4.51	29 7/8	34 13/16	
2616	28.00	16.00	3.11	-	-	-	5.21	29 7/8	38 13/16	
2620	28.00	20.00	3.89	-	-	Y	6.60	29 7/8	46 13/16	
2622	28.00	22.00	4.28	-	-	Y	7.29	29 7/8	50 13/16	
2624	28.00	24.00	4.67	-	-	Y	7.99	29 7/8	54 13/16	
2626	28.00	26.00	5.06	Y	-	Y	8.68	29 7/8	58 13/16	
2628	28.00	28.00	5.44	Y	-	Y	9.38	29 7/8	62 13/16	
2630	28.00	30.00	5.83	Y	Y	Y	10.07	29 7/8	66 13/16	
2632	28.00	32.00	6.22	Y	Y	Y	10.76	29 7/8	70 13/16	
2634	28.00	34.00	6.61	Y	Y	Y	11.46	29 7/8	74 13/16	
2636	28.00	36.00	7.00	Y	Y	Y	12.15	29 7/8	78 13/16	
2814	30.00	14.00	2.92	-	-	-	4.80	31 7/8	34 13/16	
2816	30.00	16.00	3.33	-	-	-	5.63	31 7/8	38 13/16	
2820	30.00	20.00	4.17	-	-	Y	7.13	31 7/8	46 13/16	
2822	30.00	22.00	4.58	-	-	Y	7.88	31 7/8	50 13/16	
2824	30.00	24.00	5.00	Y	-	Y	8.63	31 7/8	54 13/16	
2826	30.00	26.00	5.42	Y	-	Y	9.38	31 7/8	58 13/16	
2828	30.00	28.00	5.83	Y	Y	Y	10.13	31 7/8	62 13/16	
2830	30.00	30.00	6.25	Y	Y	Y	10.88	31 7/8	66 13/16	
2832	30.00	32.00	6.67	Y	Y	Y	11.63	31 7/8	70 13/16	
2834	30.00	34.00	7.08	Y	Y	Y	12.38	31 7/8	74 13/16	
2836	30.00	36.00	7.50	Y	Y	Y	13.13	31 7/8	78 13/16	
3014	32.00	14.00	3.11	-	-	-	5.24	33 7/8	34 13/16	
3016	32.00	16.00	3.56	-	-	Y	6.04	33 7/8	38 13/16	
3020	32.00	20.00	4.44	-	-	Y	7.65	33 7/8	46 13/16	
3022	32.00	22.00	4.89	-	-	Y	8.46	33 7/8	50 13/16	
3024	32.00	24.00	5.33	Y	-	Y	9.26	33 7/8	54 13/16	
3026	32.00	26.00	5.78	Y	Y	Y	10.07	33 7/8	58 13/16	
3028	32.00	28.00	6.22	Y	Y	Y	10.88	33 7/8	62 13/16	
3030	32.00	30.00	6.67	Y	Y	Y	11.68	33 7/8	66 13/16	
3032	32.00	32.00	7.11	Y	Y	Y	12.49	33 7/8	70 13/16	
3034	32.00	34.00	7.56	Y	Y	Y	13.29	33 7/8	74 13/16	
3036	32.00	36.00	8.00	Y	Y	Y	14.10	33 7/8	78 13/16	
3214	34.00	14.00	3.31	-	-	-	5.51	35 7/8	34 13/16	
3216	34.00	16.00	3.78	-	-	Y	6.46	35 7/8	38 13/16	
3220	34.00	20.00	4.72	-	-	Y	8.18	35 7/8	46 13/16	
3222	34.00	22.00	5.19	Y	-	Y	9.04	35 7/8	50 13/16	
3224	34.00	24.00	5.67	Y	-	Y	9.90	35 7/8	54 13/16	
3226	34.00	26.00	6.14	Y	Y	Y	10.76	35 7/8	58 13/16	
3228	34.00	28.00	6.61	Y	Y	Y	11.63	35 7/8	62 13/16	
3230	34.00	30.00	7.08	Y	Y	Y	12.49	35 7/8	66 13/16	
3232	34.00	32.00	7.56	Y	Y	Y	13.35	35 7/8	70 13/16	
3234	34.00	34.00	8.03	Y	Y	Y	14.21	35 7/8	74 13/16	
3236	34.00	36.00	8.50	Y	Y	Y	15.07	35 7/8	78 13/16	

** For DP Upgrade units:
 Subtract 1/2" from Egress Height
 Egress Width does not change
 To get sq.ft: Multiply (Width x Height) / 144



Egress Conversions	
Width	Glass + 2"
Height	Glass

* Egress Code Compliance Terminology

- Y Meets Code
- Does Not Meet Code

Code Requirements	Min Width	Min Height	Min Area
U.S.	20"	24"	5.7
U.S. Grade Floor	20"	24"	5.0
Canada	15"	15"	3.77

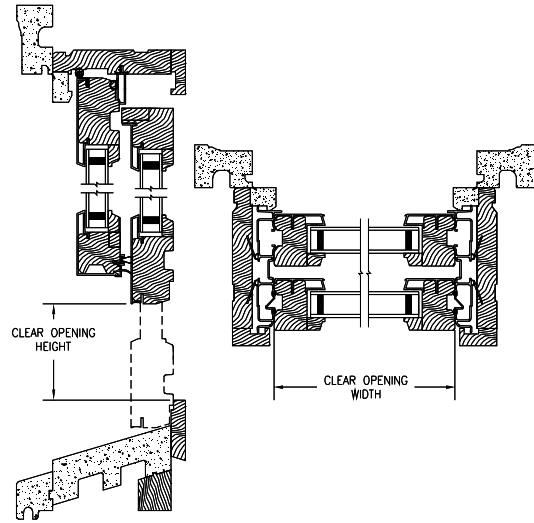
Legend HBR Series

DOUBLE HUNG

EGRESS, LITE & SCREEN MEASUREMENTS

Egress, Lite and Vent Measurements										
Double Hung										
Size	Egress Width	Egress Height**	Sq. Ft. Egress	Egress Code Compliance*			Sq. Ft. Daylite	Screen Size		
				U.S.		Canada		Width	Height	
				5.0 ft ²	5.7 ft ²					
3614	38.00	14.00	3.69	-	-	-	6.23	39 7/8	34 13/16	
3616	38.00	16.00	4.22	-	-	Y	7.29	39 7/8	38 13/16	
3620	38.00	20.00	5.28	-	-	Y	9.24	39 7/8	46 13/16	
3622	38.00	22.00	5.81	-	-	Y	10.21	39 7/8	50 13/16	
3624	38.00	24.00	6.33	Y	Y	Y	11.18	39 7/8	54 13/16	
3626	38.00	26.00	6.86	Y	Y	Y	12.15	39 7/8	58 13/16	
3628	38.00	28.00	7.39	Y	Y	Y	13.13	39 7/8	62 13/16	
3630	38.00	30.00	7.92	Y	Y	Y	14.1	39 7/8	66 13/16	
3632	38.00	32.00	8.44	Y	Y	Y	15.07	39 7/8	70 13/16	
3634	38.00	34.00	8.97	Y	Y	Y	16.04	39 7/8	74 13/16	
3636	38.00	36.00	9.50	Y	Y	Y	17.01	39 7/8	78 13/16	
Cottage										
162436	18.00	24.00	3.00	-	-	-	6.04	19 7/8	66 13/16	
202436	22.00	24.00	3.67	-	-	-	7.65	23 7/8	66 13/16	
242436	26.00	24.00	4.33	-	-	Y	9.26	27 7/8	66 13/16	
262436	28.00	24.00	4.67	-	-	Y	10.069	29 7/8	66 13/16	
282436	30.00	24.00	5.00	Y	-	Y	10.88	31 7/8	66 13/16	
302436	32.00	24.00	5.33	Y	-	Y	11.681	33 7/8	66 13/16	
322436	34.00	24.00	5.67	Y	Y	Y	12.49	35 7/8	66 13/16	
362436	38.00	24.00	6.33	Y	Y	Y	14.10	39 7/8	66 13/16	
Oriel										
163624	18.00	24.00	3.00	-	-	-	6.04	19 7/8	66 13/16	
203624	22.00	24.00	3.67	-	-	-	7.65	23 7/8	66 13/16	
243624	26.00	24.00	4.33	-	-	Y	9.26	27 7/8	66 13/16	
263624	28.00	24.00	4.67	-	-	Y	10.069	29 7/8	66 13/16	
283624	30.00	24.00	5.00	Y	-	Y	10.88	31 7/8	66 13/16	
303624	32.00	24.00	5.33	Y	-	Y	11.681	33 7/8	66 13/16	
323624	34.00	24.00	5.67	Y	Y	Y	12.49	35 7/8	66 13/16	
363624	38.00	24.00	6.33	Y	Y	Y	14.10	39 7/8	66 13/16	

** For DP Upgrade units:
 Subtract 1/2" from Egress Height
 Egress Width does not change
 To get sq.ft: Multiply (Width x Height) / 144



Egress Conversions - Standard	
Width	Glass + 2"
Height	Glass

Egress Conversions - Cottage	
Width	Glass + 2"
Height	Glass (Top)

Egress Conversions - Oriel	
Width	Glass + 2"
Height	Glass (Bottom)

* Egress Code Compliance Terminology

- Y Meets Code
- Does Not Meet Code

Code Requirements	Min Width	Min Height	Min Area
U.S.	20"	24"	5.7
U.S. Grade Floor	20"	24"	5.0
Canada	15"	15"	3.77