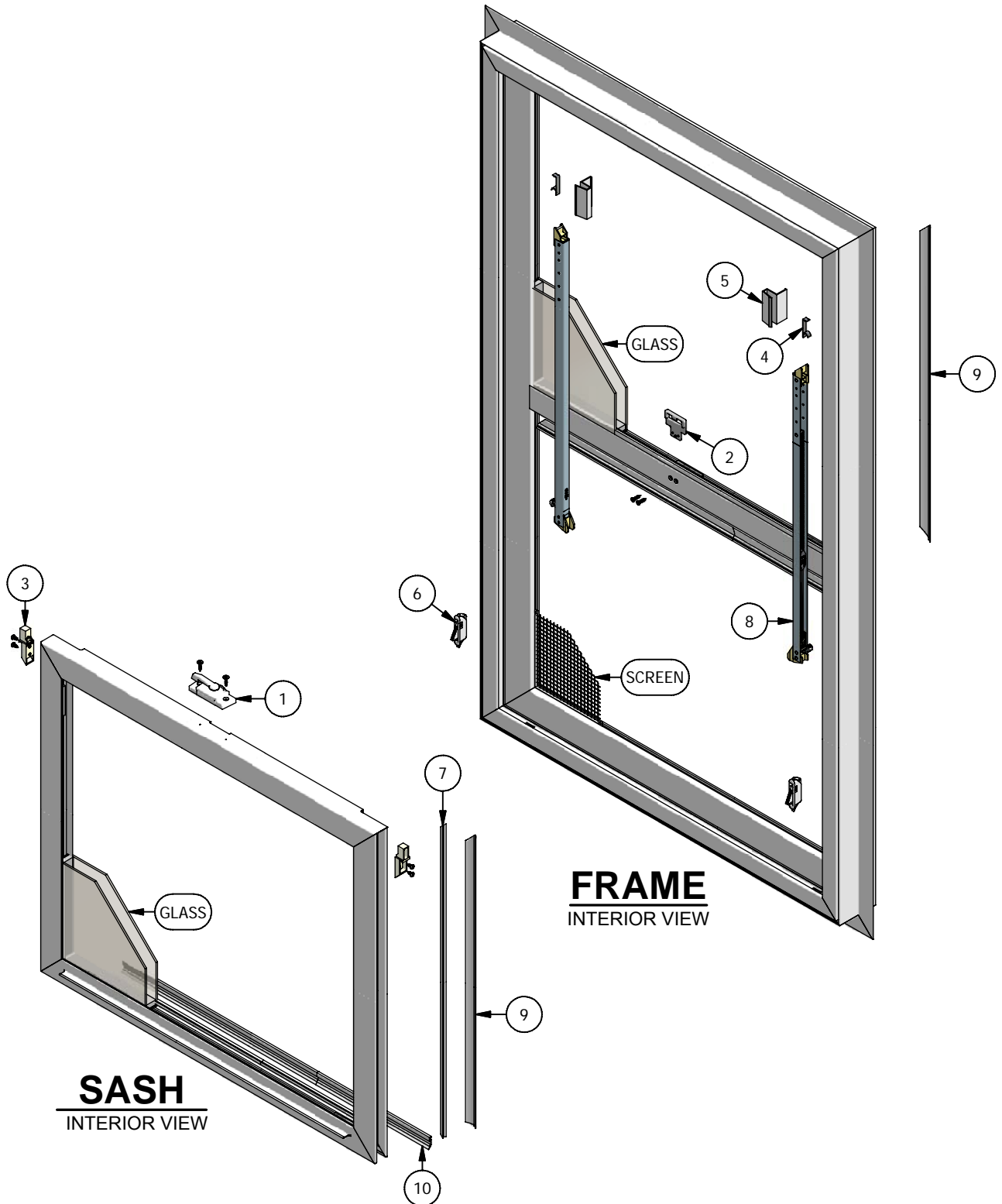


Next Dimension Signature Series

Single Hung (Operating)

Parts Identification

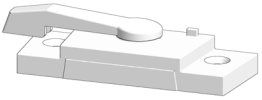






Next Dimension Signature Series

Single Hung (Operating)

Parts Identification


Image	Item #	Description	Color / Finish	Spec	Old	New SAP
	1	Lock Lock Screws #6 x 7/8" Screws (Qty 2)	White Clay White Clay		558166 558168 508181 538080	10054342 10054204 10056206 10056701
	2	Keeper Keeper Screws #6 x 5/8" Screw (Qty 2)	White Almond Clay White Almond Clay		558217 558216 558174 508085 508080 538080	10054207 10056971 10056199 10056701
	3	Sash Cam Sash Cam Screws #6 x 3/8" Screws (Qty 2)			421206 508065	10054664
	4	Spring Take Out Clip			421200	10054286
	5	Vent Stop	White Almond Clay	13' 13' 13'	2370213 2370214 2371214	10057011
	6	Vent Lock	White Almond Clay		558210 558215 558310	10054346 10054348
	7	Weatherstrip	White Clay	LF LF	478051 478052	10056844 10054319



Next Dimension Signature Series

Single Hung (Operating)

Parts Identification

Image	Item #	Description	Color / Finish	Spec	Old	New SAP
	8	Balance	Balance ID			
			1220		421050	
			1230		421115	
			1240		421150	
			1410		431050	10054295
			1420		431051	10054172
			1430		431052	10054554
			1440		431053	10054296
			1520		421055	
			1520		421400	
			1530		421120	
			1540		421155	
			1590		421190	
			1710		431054	10054173
			1720		431055	10054297
			1730		431056	10054775
			1740		431057	10054298
			1820		421060	
			1830		421125	
			1840		421160	
			2010		431058	10054174
			2020		431059	10054669
			2030		431060	10054299
			2040		431061	10054175
			2120		421065	
			2130		421095	10054165
			2140		421165	
			2310		431062	10054300
			2320		431063	10054603
			2330		431064	10054301
			2340		431065	10054176
			2420		421070	
2430		421130				
2440		421170				
2490		421171				
2620		431066	10054670			
2620		431067	10054302			
2630		431068	10054571			
2640		431069	10054303			
2710		421030				
2720		421075				
2730		421100				
2740		421175	10120570			
			<i>Continued on Next Page</i>			



Next Dimension Signature Series

Single Hung (Operating)

Parts Identification


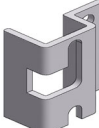

Image	Item #	Description	Color / Finish	Spec	Old	New SAP
	8	Balance	<i>Continued from Previous Page</i>			
			2910	431070	10054671	
			2920	431071	10054304	
			2930	431072	10054178	
			2940	431073	10054604	
			2950	431082	10054547	
			3010	421035		
			3020	421080		
			3030	421135	10120487	
			3040	421180		
			3050	421215		
			3210	431074	10054305	
			3220	431075	10054179	
			3230	431076	10054672	
			3240	431077	10054306	
			3250	431083	10054307	
			3310	421040	10057105	
			3320	421105	10057456	
			3330	421140	10056932	
			3340	421185	10120488	
			3350	421220		
			3390	421195		
			3510	431078	10090399	
			3520	431079	10090400	
			3530	431080	10054180	
			3540	431081	10054050	
			3550	431084	10054181	
3640	421270	10135353				
33DS	421225	10054543				
	9	Glazing Bead	White	900043	10054560	
			Almond	900110		
			Clay	901043	10054247	
			Bronze	900043-BZ	10116543	
			Black	900043-BK	10055281	
			Tan	900043-T	10116540	
			Ivory	900043-I	10116542	
			Cinnamon	900043-C	10116541	
			Green	900043-G	10116538	
			White	900043-W	10116539	
	10	Glazing Bead with W/S Slot (Bottom Rail of Bottom Sash Only)	White	13'	900047	10057689
			Clay	13'	901047	10088287



Next Dimension Signature Series

Single Hung (Operating)

Parts Identification

Image	Item #	Description	Color / Finish	Spec	Old	New SAP
 Not Shown on Assembly Dwg	11	DP Upgrade Sill Extension (Not Shown) Sill Extension Tape Sill Extension Weatherstrip	White Almond Clay White Grey	13' 13' 13' Roll LF	900675 900680 901680 394100 531057	10054789 10055200
 Not Shown on Assembly Dwg	12	Drywall Passthru Clip (Not Shown) Passthru Clip Screws #8 x 3" screws (Qty 2)		RH LH	2370117 2370116 508075	10075164
No Image		Glazing Tape 1/16" x 1/2"	White	216' Roll	394100	10055200
 Not Shown on Assembly Dwg		Window Opening Control Device (Includes screws & Instructions) Field Applied Only	White Clay		941008 941009	10117058 10117060