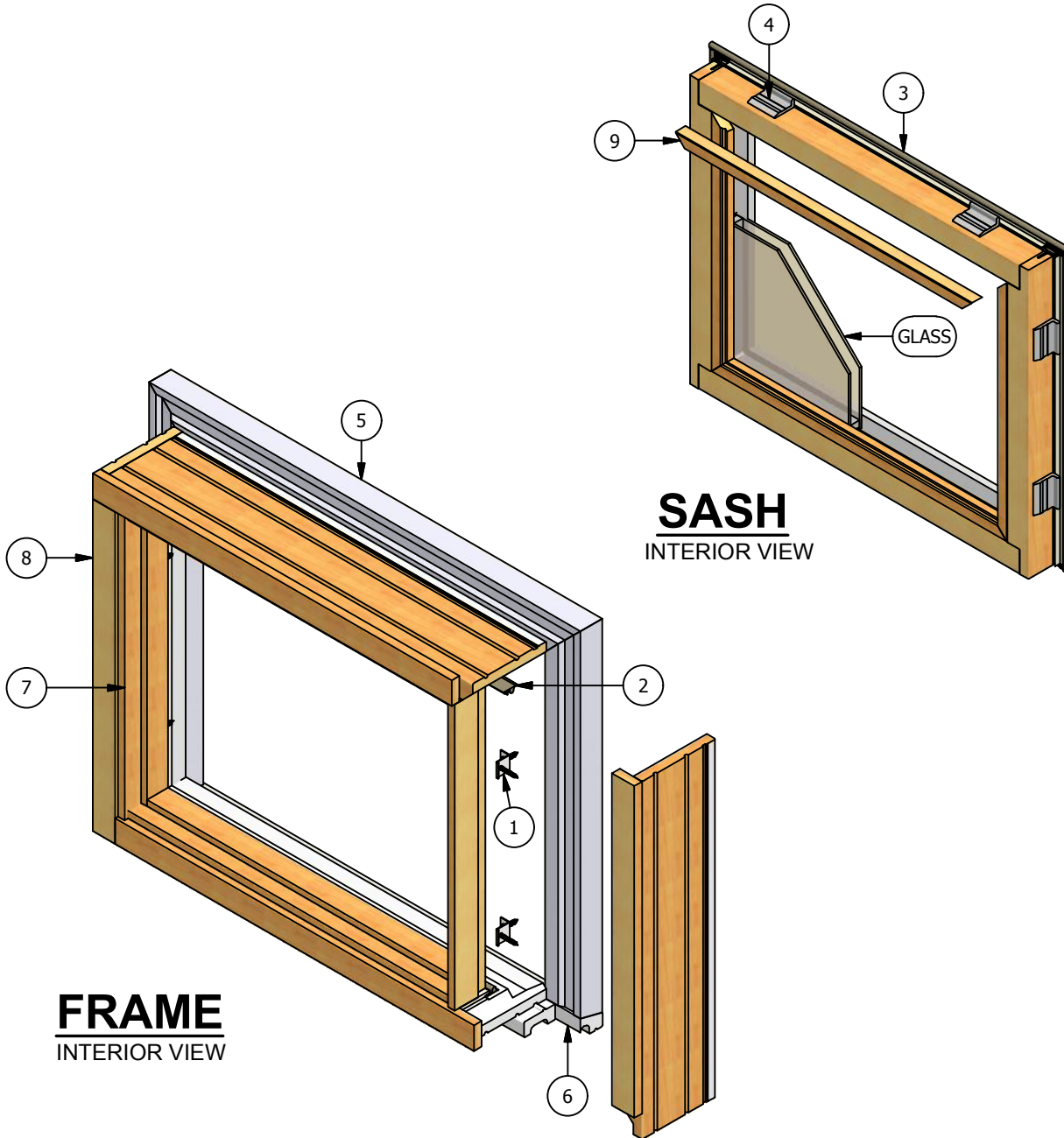




Legend Series

Double Hung (Transom)

Parts Identification

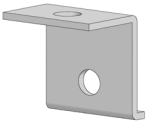









Legend Series

Double Hung (Transom)

Parts Identification





Image	Item #	Description	Color / Finish /Size	Spec	Old	New SAP
	1	Stationary Connector			2380991	10053220
		Frame Stationary Connector Screws #6 x 1" Screw			550261	10053278
		Sash Stationary Connector Screws #8 x 3/4" Screw			508060	10053262
	2	Frame Weatherstrip			531105	10053402
	3	Sash Weatherstrip			531024	10055551
	4	Stationary Shim			478081	10053255
	5	Exterior Casing (Head & Sides) (See Accessory section for other options)	14' Lineal Length		2390003	10053119
	6	Subsill (See Accessory Section for other options)	14' Lineal Length		2390020	10053228



Legend Series

Double Hung (Transom)

Parts Identification

Image	Item #	Description	Color / Finish /Size	Spec	Old	New SAP
	7	Inside Stop	11' Pine Lineal Length		2530102	10017922
	8	Jamb Extension 7/16" (4-9/16" OA Width)	10' Pine Lineal		291018	10020646
		Jamb Extension 7/16" Full Width (4-9/16" OA Width)	10' Pine Lineal		291065	10020664
		Jamb Extension 1-1/8" (5-1/4" OA Width)	10' Pine Lineal		291020	10020649
		Jamb Extension 2" (6-1/8" OA Width)	11' Pine Lineal		140103	10016101
		Jamb Extension 2-7/16" (6-9/16" OA Width)	16' Pine Lineal		291022	10020650
		Jamb Extension 3-1/8" (7-1/4" OA Width)	10' Pine Lineal		291024	10020654
	9	Glass Stop	8' Pine Lineal		2380890	10017413
		Glass Stop Tape 1/16" x 5/16" Single Sided	Black - 3800' Spool		390520	10053250
		Glazing Tape 1/16" x 5/16" Double Faced	Gray - 150' Roll		2381410	10053152
 Not Shown on Assembly Dwg	9	Contemporary Glass Stop	8' Pine Lineal		2922300	10020713
		Glass Stop Tape 1/16" x 5/16" Single Sided	Black - 3800' Spool		390520	10053250
		Glazing Tape 1/16" x 5/16" Double Faced	Gray - 150' Roll		2381410	10053152