



# Pinnacle & Legend Series

## Accessories

### Parts Identification

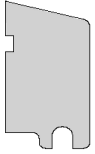
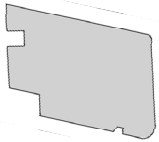
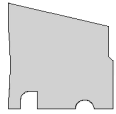




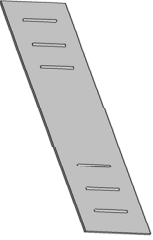
Image	Description	Spec	Old	New SAP
	WM 180 Brickmould	14' Lineal Length	2390003	10053119
	WM 180 Flanged Brickmould	12' Lineal Length	2380059	10053149
	3 1/2" Flat Casing	16' Lineal Length	2390000	10053225
	4 1/2" Backband Casing	14' Lineal Length	2380448	10053341
	5 1/2" Flat Casing	16' Lineal Length	2390001	10052887
	Williamsburg Brickmould	14' Lineal Length	2380065	10053340
	Standard Subsill	14' Lineal Length	2390020	10053228
	2" Subsill	14' Lineal Length	2390022	10053357
	Standard Sillnose	14' Lineal Length	2390019	10053356



# Pinnacle & Legend Series

## Accessories

### Parts Identification

Image	Description	Spec	Old	New SAP
	2" Sillnose	14' Lineal Length	2381698	10053348
	Belly Sill Nose	12' Lineal Length	2379998	10053116
	Half Round / Ellipse Sillnose	12' Lineal Length	2380021	10053214
	Casement/Double Hung Horizontal Outside Mullion Cover	14' Lineal Length	2390012	10053155
	Casement Vertical Outside Mullion Cover	14' Lineal Length	2390013	10053355
	Double Hung Vertical Outside Mullion Cover	12' Lineal Length	2390010	10053354
	Screen Grommet		590078	10053315
	Gusset Plate	2" x 10" 4" x 6"	510065 518056	10053174 70007575