




NEXT DIMENSION PRO SERIES

HORIZONTAL MULL REINFORCEMENT GUIDELINES

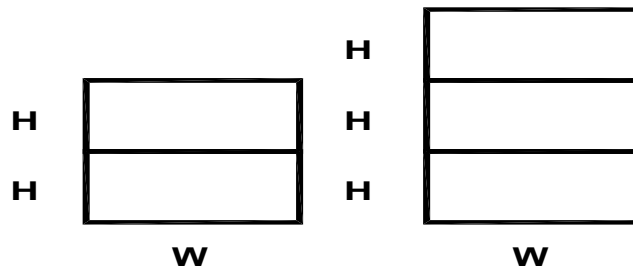
Uni-Frame Construction with T-BAR

NOTE: SIZES SHOWN ARE FOR INDIVIDUAL UNIT SIZES WITHIN THE MULLED CONFIGURATION

		WINDOW WIDTH [IN]									
		18	24	30	36	42	48	54	60	66	72
WINDOW HEIGHT [IN]	18	50	50	50	50	50	50	50	50	50	50
	24	50	50	50	50	50	50	50	50	50	50
	30	50	50	50	50	50	50	50	50	50	50
	36	50	50	50	50	50	50	50	50	50	50
	42	50	50	50	50	50	50	50	50	50	50
	48	50	50	50	50	50	50	50	50	50	50
	54	50	50	50	50	50	50	50	50	50	50
	60	50	50	50	50	50	50	50	50	50	50
	66	50	50	50	50	50	50	50	50	50	45
	72	50	50	50	50	50	50	50	50	50	40
78	50	50	50	50	50	50	50	50	45	40	

-  No Reinforcement
-  Reinforcement Required
-  Exceeds Mulling Limitations

Numbers shown are calculated **STRUCTURAL DP Rating** for the **mull ONLY**.
 Refer to individual unit ratings for structural, air and water performance of the individual unit(s).
 For composite structural rating use the **LOWER** of the mull and unit(s) individual structural ratings.



- Notes:
- 1) Use Largest Height (H)
 - 2) Maximum Deflection: $\text{Span} / 30$
 - 3) Rebar Specs: Aluminum I-Beam
 - 4) Overall Mulling Configuration not to Exceed: 72" x 96"