


Pinnacle Series

Primed Direct Set

Parts Identification









FRAME
INTERIOR VIEW



Pinnacle Series

Primed Direct Set

Parts Identification

Image	Item #	Description	Color / Finish / Size	Spec	Old	New SAP
	1	Exterior Casing (Head & Sides) (See Accessory section for other options)	14' Lineal Length		2390003	10053119
	2	Subsill (See Accessory Section for other options)	14' Lineal Length		2390020	10053228
	3	Outside Stop (All Sides)	14' Lineal Length		291040	10020661
 Not Shown on Assembly Dwg	4	Traditional Inside Stop (All Sides) (Pre-July, 2016 Contemporary Stop)	11' Lineal Length		2922301	10020717
 Not Shown on Assembly Dwg		Glass Stop Tape	Black - 100 ft Roll		390531	10055523
		Contemporary Inside Stop (All Sides)	10' Pine Lineal 8' Alder Lineal 16' Alder Lineal 8'-12' Fir Lineal		2700032 2700032-A 2700033-A 2700032-F	10018954 10018955 10018956 10057386
		Glass Stop Tape 1/16" x 1/2" Single Sided	Black - 100 ft Roll		390531	10055523
	5	Jamb Extension 7/16" (4-9/16" OA Width)	10' Pine Lineal		291018	10020646
		Jamb Extension 7/16" Full Width (4-9/16" OA Width)	10' Pine Lineal		291065	10020664
		Jamb Extension 1-1/8" (5-1/4" OA Width)	10' Pine Lineal		291020	10020649
		Jamb Extension 2" (6-1/8" OA Width)	11' Pine Lineal		140103	10016101
		Jamb Extension 2-7/16" (6-9/16" OA Width)	16' Pine Lineal		291022	10020650
		Jamb Extension 3-1/8" (7-1/4" OA Width)	10' Pine Lineal		291024	10020654