


















# Next Dimension Classic Series

## SLIDING PATIO DOOR

ELEVATIONS : TRANSOMS & SLIDING DOORS

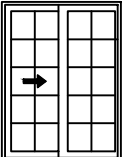
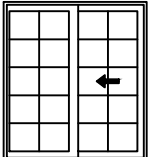
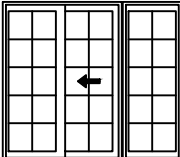
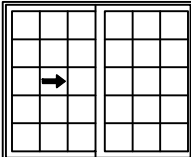
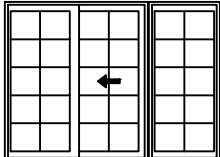
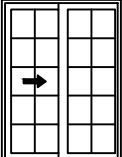
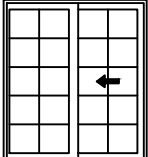
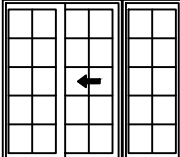
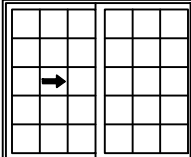
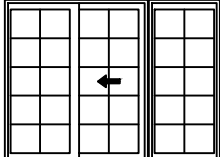
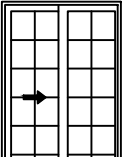
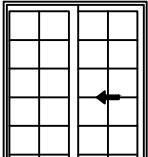
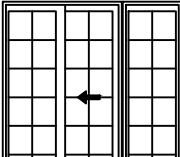
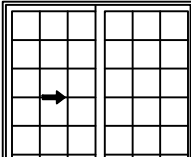
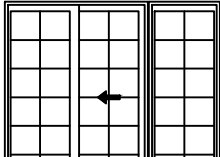
SCALE: 1/8" = 1'-0"

### TRANSOMS


Mas. Opp. Rough Opp. Frame	5-0	6-0	7-6	8-0	9-0
		5-0 4-11 1/2	6-0 5-11 1/2	7-6 7-5 1/2	8-0 7-11 1/2
1-0 1-0 11 1/2	 5010	 6010			
1-4 1-4 1-3 1/2	 5014	 6014	 7614	 8014	 9014
1-6 1-6 1-5 1/2	 5016	 6016	 7616	 8016	 9016
2-0 2-0 1-11 1/2	 5020	 6020	 7620	 8020	 9020

### SLIDING DOORS

(HANDINGS AS VIEWED FROM THE EXTERIOR)

Mas. Opp. Rough Opp. Frame	5-0	6-0	7-6	8-0	9-0
		5-0 4-11 1/2	6-0 5-11 1/2	7-6 7-5 1/2	8-0 7-11 1/2
6-8 6-8 6-7 1/2	 5068-XO	 6068-OX	 7668-OXS	 8068-XO	 9068-OXS
6-10 6-10 6-9 1/2	 50610-XO	 60610-OX	 76610-OXS	 80610-XO	 90610-OXS
8-0 8-0 7-11 1/2	 5080-XO	 6080-OX	 7680-OXS	 8080-XO	 9080-OXS

### OTHER GRILLE PATTERNS























# Next Dimension Classic Series

## SLIDING PATIO DOOR

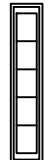
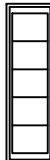



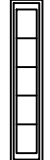
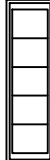



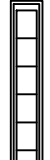
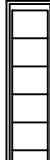
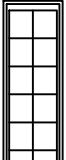


ELEVATIONS : TRANSOMS & SIDE LITES

SCALE: 1/8" = 1'-0"

### TRANSOMS

	1-6	2-0	2-6	3-0	4-0
<i>Mes. Opp. Rough Opp. Frame</i>	1-6	2-0	2-6	3-0	4-0
	1-5 1/2	1-11 1/2	2-5 1/2	2-11 1/2	3-11 1/2
1-0 1-0 11 1/2	 1610	 2010	 2610	 3010	 4010
1-4 1-4 1-3 1/2	 1614	 2014	 2614	 3014	 4014
1-6 1-6 1-5 1/2	 1616	 2016	 2616	 3016	 4016
2-0 2-0 1-11 1/2	 1620	 2020	 2620	 3020	 4020

### SIDE LITES

	1-6	2-0	2-6	3-0	4-0
<i>Mes. Opp. Rough Opp. Frame</i>	1-6	2-0	2-6	3-0	4-0
	1-5 1/2	1-11 1/2	2-5 1/2	2-11 1/2	3-11 1/2
6-8 6-8 6-7 1/2	 1668-S	 2068-S	 2668-S	 3068-S	 4068-S
6-10 6-10 6-9 1/2	 16610-S	 20610-S	 26610-S	 30610-S	 40610-S
8-0 8-0 7-11 1/2	 1680-S	 2080-S	 2680-S	 3080-S	 4080-S

# Next Dimension Classic Series

## SLIDING PATIO DOOR

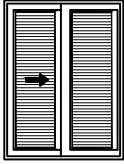

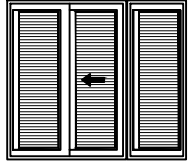
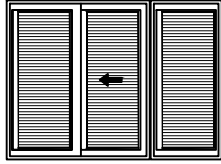
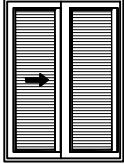

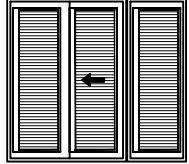
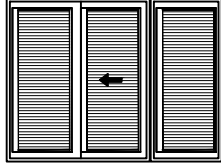
ELEVATIONS : BLINDS BETWEEN GLASS

SCALE: 1/8" = 1'-0"

### SLIDING DOORS (HANDINGS AS VIEWED FROM THE EXTERIOR)

	5-0	6-0	7-6	9-0
Max. Oppg.	5-0	6-0	7-6	9-0
Rough Oppg.	4-11 1/2	5-11 1/2	7-5 1/2	8-11 1/2
Frame				

6-8				
6-8				
6-7 1/2				
	5068-XO	6068-OX	7668-OXS	9068-OXS
6-10				
6-10				
6-9 1/2				
	50610-XO	60610-OX	76610-OXS	90610-OXS

# Next Dimension Classic Series

## SLIDING PATIO DOOR

ELEVATIONS : SLIDING DOORS

SCALE: 1/8" = 1'-0"

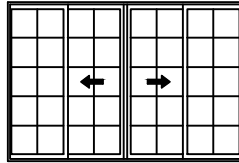
### SLIDING DOORS (HANDINGS AS VIEWED FROM THE EXTERIOR)

Mas. Opg.  
Rough Opg.  
Frame  
Glass

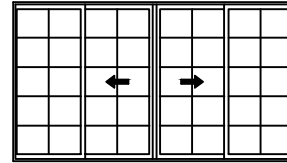
9-9 15/16  
9-9 15/16  
9-9 7/16  
2-3 3/32

11-9 15/16  
11-9 15/16  
11-9 7/16  
2-9 3/32

6-8  
6-8  
6-7 1/2  
6-1 3/8

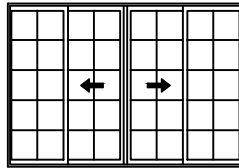


10068-OXOO

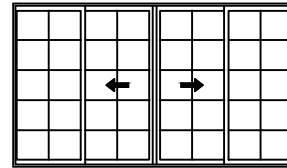


12068-OXOO

6-10  
6-10  
6-9 1/2  
6-3 3/8

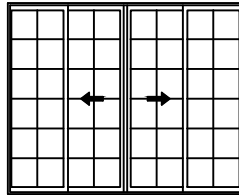


100610-OXOO

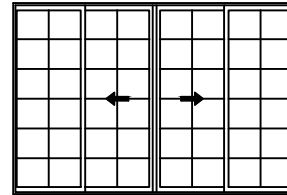


120610-OXOO

8-0  
8-0  
7-11 1/2  
7-5 3/8

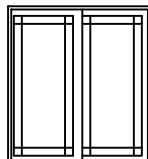


10080-OXOO




12080-OXOO


### OTHER GRILLE PATTERNS



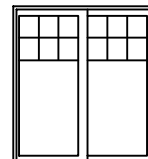
PRAIRE



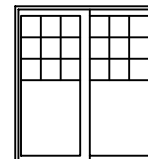
DIAMOND



SINGLE  
PLAZA



DOUBLE  
PLAZA



TRIPLE  
PLAZA