

















































































Next Dimension Classic Series

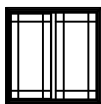
SLIDER

ELEVATIONS

SCALE: 1/8" = 1'-0"

Max. Oppg. Rough Oppg. Frame	2-0	2-6	3-0	3-6	4-0	4-6	5-0	5-6	6-0
	2-0	2-6	3-0	3-6	4-0	4-6	5-0	5-6	6-0
	1-11 1/2	2-5 1/2	2-11 1/2	3-5 1/2	3-11 1/2	4-5 1/2	4-11 1/2	5-5 1/2	5-11 1/2
2-0	 2424	 3024	 3624	 4224	 4824	 5424	 6024	 6624	 7224
2-6	 2430	 3030	 3630	 4230	 4830	 5430	 6030	 6630	 7230
3-0	 2436	 3036	 3636	 4236	 4836	 5436	 6036	 6636	 7236
3-6	 2442	 3042	 3642	 4242	 4842	 5442	 6042	 6642	 7242
4-0	 2448	 3048	 3648	 4248	 4848	 5448	 6048	 6648	 7248
4-6			 3654	 4254	 4854	 5454	 6054	 6654	 7254
5-0			 3660	 4260	 4860	 5460	 6060	 6660	 7260
5-2			 3662	 4262	 4862	 5462	 6062	 6662	 7262
5-6			 3666	 4266	 4866	 5466	 6066	 6666	 7266
6-0			 3672	 4272	 4872	 5472	 6072	 6672	 7272

OTHER GRILLE PATTERNS




PRAIRIE



SINGLE PLAZA



DOUBLE PLAZA

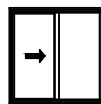


TRIPLE PLAZA

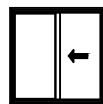


DIAMOND

HANDING



XO



OX

(AS VIEWED FROM EXTERIOR)

NOTES:
SHADED SIZES MEET MOST EGRESS REQUIREMENTS.
VERIFY LOCAL CODES.

Next Dimension Classic Series

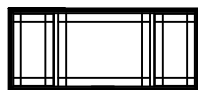
END VENT SLIDER

ELEVATIONS

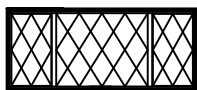
SCALE: 1/8" = 1'-0"

Mes. Opp. Rough Opp. Frame	6-0	7-0	8-0	6-0	7-6
	6-0	7-0	8-0	6-0	7-6
	5-11 1/2	6-11 1/2	7-11 1/2	5-11 1/2	7-5 1/2
2-0	18-36-1824	21-42-2124	24-48-2424	24-24-2424	30-30-3024
2-6	18-36-1830	21-42-2130	24-48-2430	24-24-2430	30-30-3030
3-0	18-36-1836	21-42-2136	24-48-2436	24-24-2436	30-30-3036
3-6	18-36-1842	21-42-2142	24-48-2442	24-24-2442	30-30-3042
4-0	18-36-1848	21-42-2148	24-48-2448	24-24-2448	30-30-3048
4-6	18-36-1854	21-42-2154	24-48-2454	24-24-2454	30-30-3054
5-0	18-36-1860	21-42-2160	24-48-2460	24-24-2460	30-30-3060
5-0	18-36-1862	21-42-2162	24-48-2462	24-24-2462	30-30-3062
5-6	18-36-1866	21-42-2166	24-48-2466	24-24-2466	30-30-3066
6-0	18-36-1872	21-42-2172	24-48-2472	24-24-2472	30-30-3072

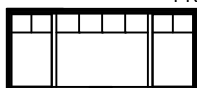
OTHER GRILLE PATTERNS



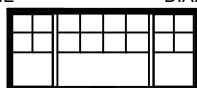
PRAIRIE



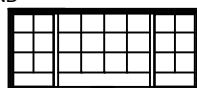
DIAMOND



SINGLE PLAZA



DOUBLE PLAZA



TRIPLE PLAZA

HANDING



XOX

(AS VIEWED FROM EXTERIOR)

NOTES:
SHADED SIZES MEET MOST EGRESS REQUIREMENTS.
VERIFY LOCAL CODES.